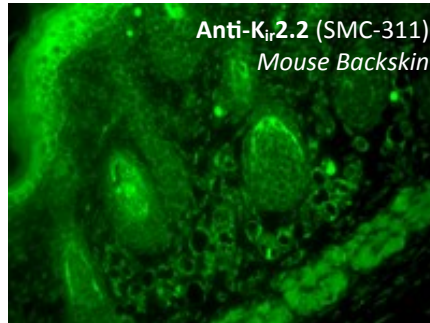
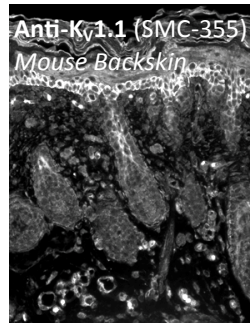
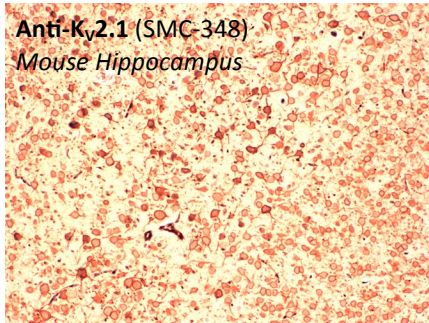


# K<sup>+</sup> Channels

## Potassium Channel Antibodies



Type	Description	Catalog No.	Size
Calcium-Activated	Mouse Anti- <b>BK β2</b> , S14-16 Monoclonal Antibody	SMC-331D	100µg
	Mouse Anti- <b>BK β3a</b> , S20-78 Monoclonal Antibody	SMC-330D	100µg
	Mouse Anti- <b>BK β4</b> , S3-26 Monoclonal Antibody	SMC-384D	100µg
	Mouse Anti- <b>Slo1</b> , S11-33 Monoclonal Antibody	SMC-383D	100µg
	Mouse Anti- <b>Slo2.1</b> , S25-35 Monoclonal Antibody	SMC-324D	100µg
	Mouse Anti- <b>Slo2.2</b> , S124B-38 Monoclonal Antibody	SMC-323D	100µg
	Mouse Anti- <b>Slo3</b> , S36-15 Monoclonal Antibody	SMC-326D	100µg
Inward-Rectifying	Mouse Anti- <b>K<sub>ir</sub>2.1</b> , S37A-10 Monoclonal Antibody	SMC-310D	100µg
	Mouse Anti- <b>K<sub>ir</sub>2.2</b> , S26A-23 Monoclonal Antibody	SMC-311D	100µg
	Mouse Anti- <b>K<sub>ir</sub>2.3</b> , S43-6 Monoclonal Antibody	SMC-312D	100µg
	Mouse Anti- <b>K<sub>ir</sub>6.1</b> , S366-60 Monoclonal Antibody	SMC-491D	100µg
Tandem Pore Domain	Mouse Anti- <b>TASK1</b> , S374-48 Monoclonal Antibody	SMC-473D	100µg
Voltage-Gated	Mouse Anti- <b>KCNQ1</b> , S53-32 Monoclonal Antibody	SMC-307D	100µg
	Mouse Anti- <b>KCNQ2</b> , S40B-18 Monoclonal Antibody	SMC-308D	100µg
	Mouse Anti- <b>KCNQ4</b> , S18A-3 Monoclonal Antibody	SMC-309D	100µg
	Mouse Anti- <b>K<sub>v</sub>1.1</b> (Extracellular), S72-16 Monoclonal Antibody	SMC-358D	100µg
	Mouse Anti- <b>K<sub>v</sub>1.1</b> , S16B-8 Monoclonal Antibody	SMC-355D	100µg
	Mouse Anti- <b>K<sub>v</sub>1.2</b> , S4-11 Monoclonal Antibody	SMC-352D	100µg
	Mouse Anti- <b>K<sub>v</sub>1.3</b> , S2-16 Monoclonal Antibody	SMC-387D	100µg
	Mouse Anti- <b>K<sub>v</sub>1.4</b> , S39-25 Monoclonal Antibody	SMC-351D	100µg
	Mouse Anti- <b>K<sub>v</sub>1.5</b> , S7-45 Monoclonal Antibody	SMC-349D	100µg
	Mouse Anti- <b>K<sub>v</sub>1.6</b> , S37-89 Monoclonal Antibody	SMC-354D	100µg
	Mouse Anti- <b>K<sub>v</sub>2.1</b> (Extracellular), S75-41 Monoclonal Antibody	SMC-360D	100µg
	Mouse Anti- <b>K<sub>v</sub>2.1</b> , S13-31 Monoclonal Antibody	SMC-348D	100µg
	Mouse Anti- <b>K<sub>v</sub>2.1</b> , S6-60 Monoclonal Antibody	SMC-380D	100µg
	Mouse Anti- <b>K<sub>v</sub>2.2</b> , S57-1 Monoclonal Antibody	SMC-359D	100µg
	Mouse Anti- <b>K<sub>v</sub>3.1</b> , S112B-14 Monoclonal Antibody	SMC-313D	100µg
	Mouse Anti- <b>K<sub>v</sub>3.2</b> , S410-17 Monoclonal Antibody	SMC-492D	100µg
	Mouse Anti- <b>K<sub>v</sub>3.4</b> , S23-27 Monoclonal Antibody	SMC-335D	100µg
	Mouse Anti- <b>K<sub>v</sub>4.2</b> , S47-42 Monoclonal Antibody	SMC-367D	100µg
	Mouse Anti- <b>K<sub>v</sub>4.3</b> , S17-70 Monoclonal Antibody	SMC-377D	100µg
	Mouse Anti- <b>K<sub>v</sub>β (Pan)</b> , S40-17 Monoclonal Antibody	SMC-361D	100µg
	Mouse Anti- <b>K<sub>v</sub>β1.1</b> , S19-36 Monoclonal Antibody	SMC-350D	100µg
	Mouse Anti- <b>K<sub>v</sub>β1.2</b> , S9-40 Monoclonal Antibody	SMC-362D	100µg
Mouse Anti- <b>K<sub>v</sub>β2</b> , S89-34 Monoclonal Antibody	SMC-353D	100µg	

For a complete list of available products, please visit: [www.stressmarq.com](http://www.stressmarq.com)

Phone: +1 250 294 9065

Fax: +1 250 294 9025

E-mail: [sales@stressmarq.com](mailto:sales@stressmarq.com)

# DYES

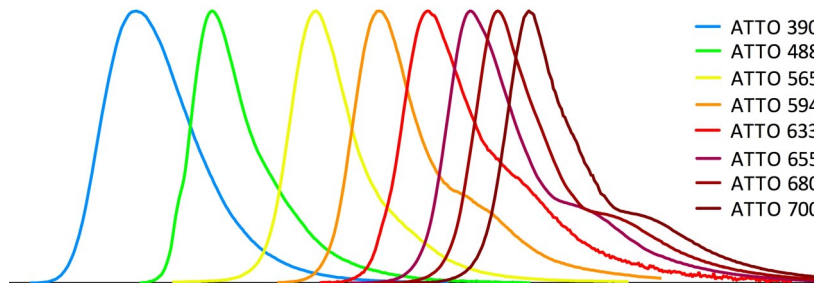


Antibodies • Proteins • Kits • Small Molecules

## Primary Antibody Fluorescent and Enzyme Conjugates

StressMarq's complete primary antibody portfolio is now available conjugated to **13 different fluorescent dyes** as well as **biotin, streptavidin and enzymes!**

Applications include: **WB, IHC, IF, ICC, Flow Cytometry, ELISA, and FRET.**



Label	Max. Excitation	Max. Emission	Extinction Coefficient	Emission	Substitute for:
ATTO 390	390	479	24000		
FITC	494	520	73000		Alexa Fluor 488
ATTO 488	501	523	90000		Alexa Fluor 488 FITC
R-PE	535	575	2000000		
ATTO 565	563	592	120000		Cy3.5 ROX™ Alexa Fluor 546 Alexa Fluor 555 Alexa Fluor 568
PE/ATTO 594	535	627	N/A		
ATTO 594	601	627	80000		Alexa Fluor 594 Texas Red
ATTO 633	629	657	130000		Alexa Fluor 633
APC	650	670	700000		
PerCP	482	677	380000		
ATTO 655	663	684	125000		Cy5 Alexa Fluor 647 Alexa Fluor 660
ATTO 680	682	715	140000		Cy5.5 Alexa Fluor 680
ATTO 700	700	725	120000		Cy5.5 Alexa Fluor 700

## FREE SAMPLES — Test any antibody for free before you buy!

If our datasheets do not indicate whether our antibody is suitable for your application or species, we invite you to use our Trial Program! Sample antibodies (~12-15ug) will be provided free of charge, the only requirement is that you pay for shipping!

Please visit our website for further details: [www.stressmarq.com/trial\\_program](http://www.stressmarq.com/trial_program)

OR  
Scan this QR Code:



For a complete list of available products, please visit: [www.stressmarq.com](http://www.stressmarq.com)

Phone: +1 250 294 9065

Fax: +1 250 294 9025

E-mail: [sales@stressmarq.com](mailto:sales@stressmarq.com)