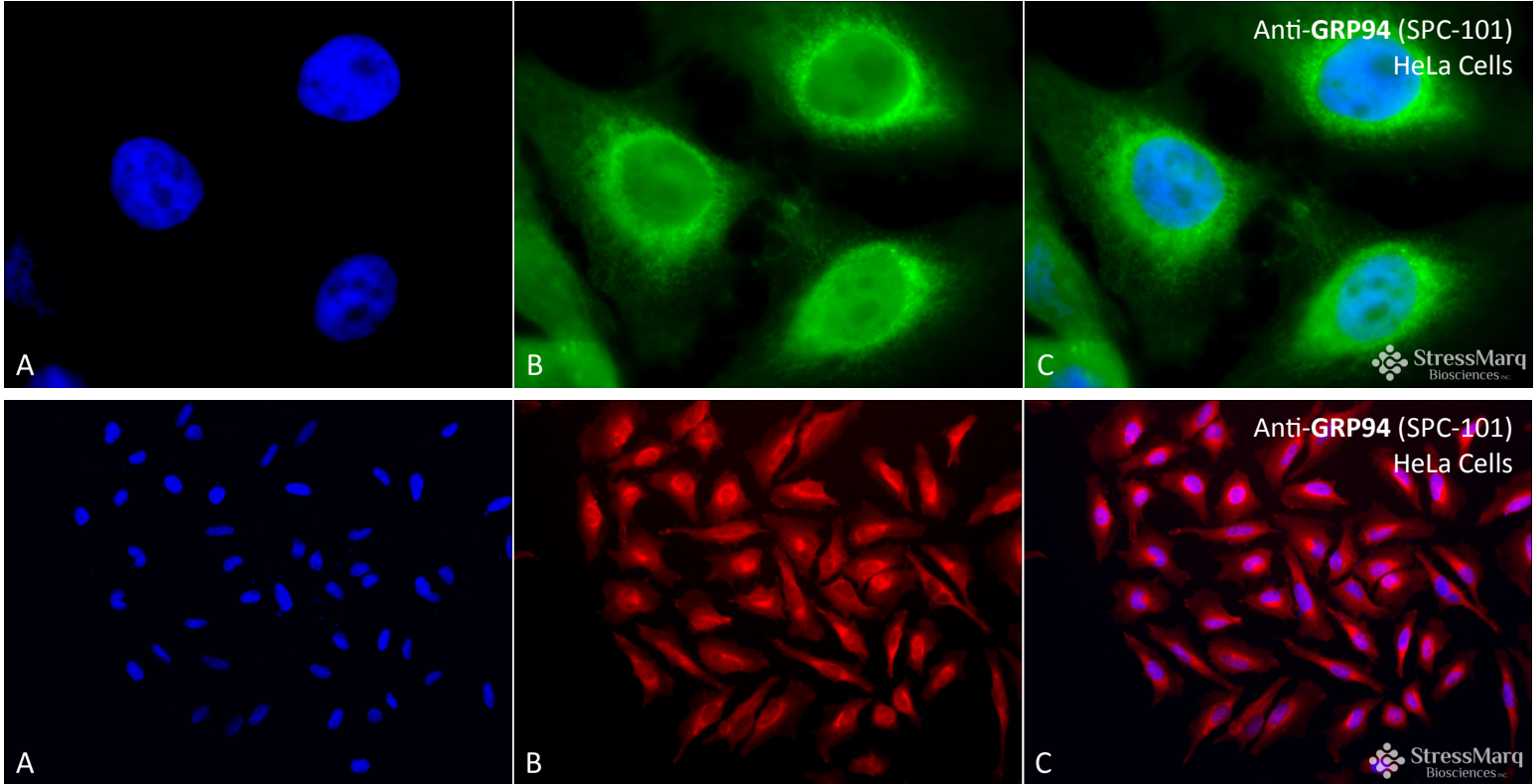


# GRP94

## GRP94 Antibodies



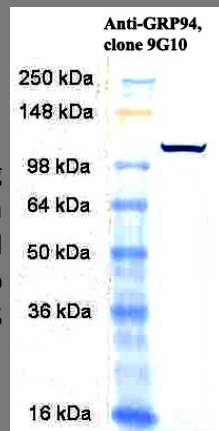
Description	Catalog No.	Size
Rat Anti- <b>GRP94</b> , 9G10 Monoclonal Antibody	SMC-105A	50µg
<i>Species Reactivity:</i> Hu/Ms/Rt/Bv/Dg/Ck/GP/Hm/Hr/Mk/Pg/Rb/Sh/Xe	SMC-105B	200µg
Rabbit Anti- <b>GRP94</b> , Polyclonal Antibody	SPC-101C	25µg
<i>Species Reactivity:</i> Hu/Ms/Rt/Bv	SPC-101D	100µg

### GRP94 Antibody, 9G10

Cat. No. SMC-105

Available in 50µg/ 200µg

Western blot analysis of GRP94 using HeLa cell lysates using a 1:1000 dilution of SMC-105. GRP94 is shown as a band around ~98kDa, which corresponds to the molecular mass of GRP94 on SDS PAGE immunoblots.

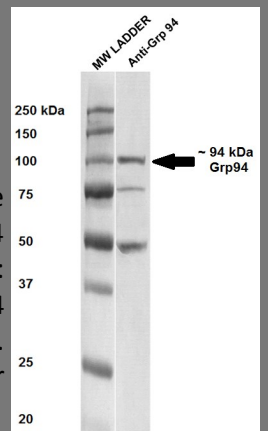


### GRP94 Antibody

Cat. No. SPC-101

Available in 25µg/ 100µg

Western blot of rat brain (RB) lysate showing detection of ~94 kDa GRP94 using Anti-GRP94 (SPC-101). Lane 1: MW ladder. Lane 2: Anti-GRP94 (1:250). Load: 20 µg RB lysate per lane. Observed size: ~ 94-100 kDa. Other band(s): ~50, ~75 kDa.



For a complete list of available products, please visit: [www.stressmarq.com](http://www.stressmarq.com)

Phone: +1 250 294 9065

Fax: +1 250 294 9025

E-mail: [sales@stressmarq.com](mailto:sales@stressmarq.com)